

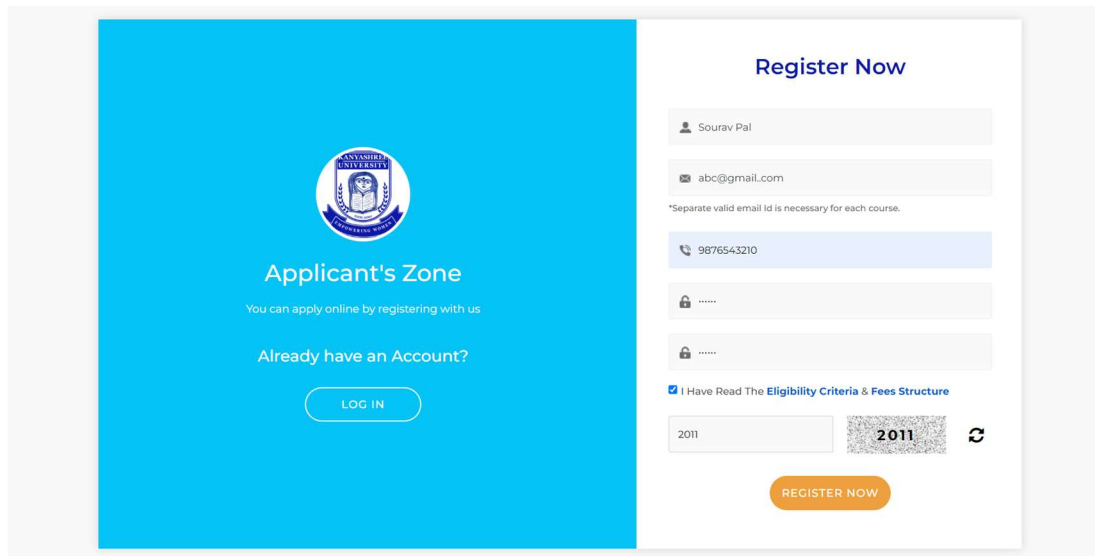
# Kanyashree University

## Step by Step Registration Procedure for PG Course Session 2023-25

### Step by Step Procedure:

#### **Registration (For New Applicant):**

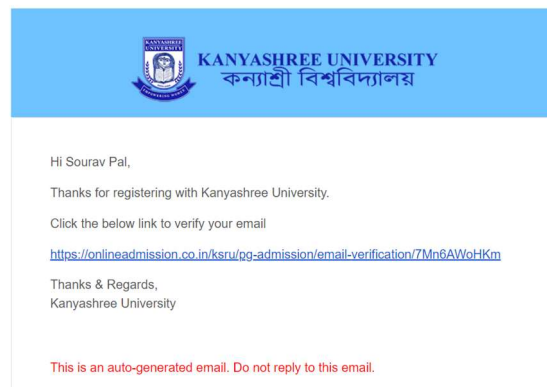
- Register with your Name, Email, Contact Mobile No. and Password.
- Separate valid email Id is necessary for each course
- Check the box (read the Eligibility Criteria, Fees structure carefully)
- Enter the Captcha and Register Now.



- You will get a Notification on the admission portal on successful Registration (**We have sent an email verification link to your given email address. Please verify your email to proceed further. If you don't see the email, check your spam folder.**)

#### **Email Verification:**

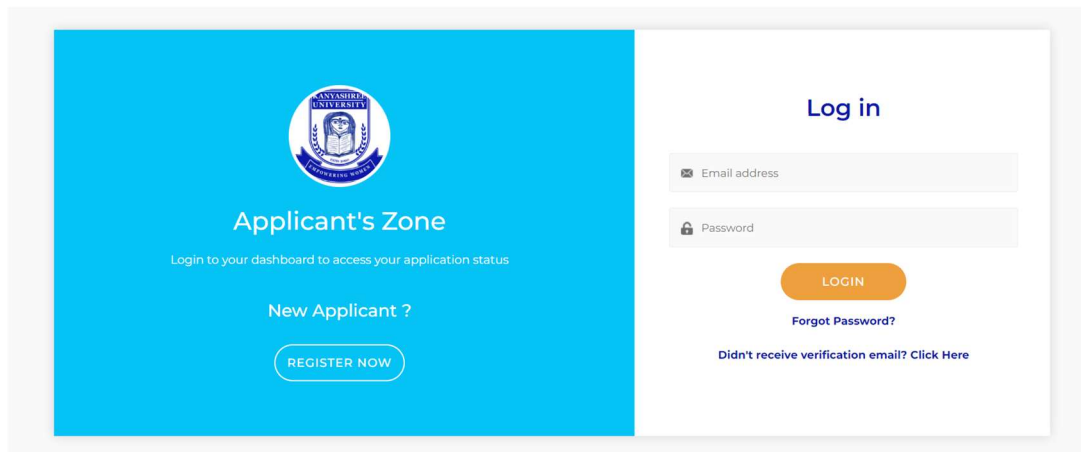
- A verification email will be sent to your registered email address after successful registration.
- If you do not receive your email in your inbox, please check your spam box.




If you do not receive the email, you can go to **Login page** and resend the verification email using **“Didn't Receive verification email? Click Here”** option.

# Kanyashree University

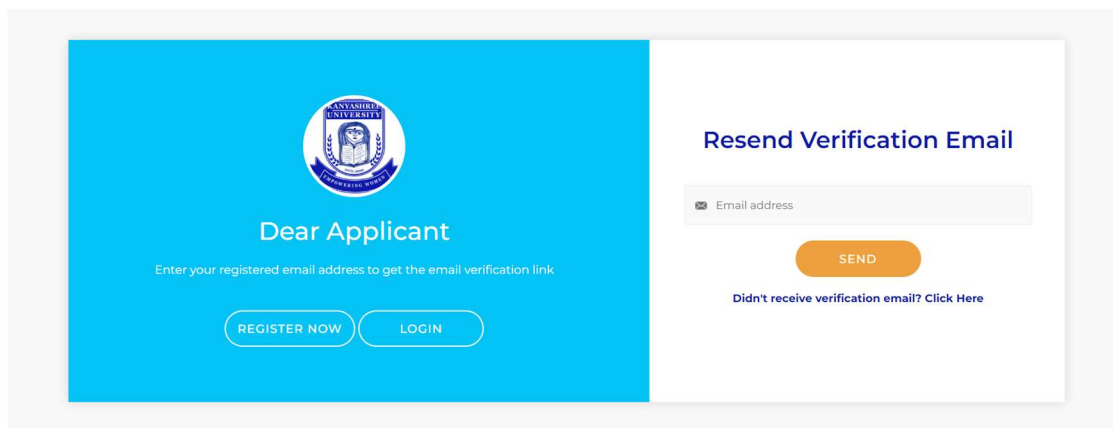
## Step by Step Registration Procedure for PG Course Session 2023-25




  
**Applicant's Zone**  
Login to your dashboard to access your application status  
New Applicant ?  
[REGISTER NOW](#)

**Log in**  
Email address  
Password  
[LOGIN](#)  
[Forgot Password?](#)  
[Didn't receive verification email? Click Here](#)

Enter your registered email address to get the verification link.



  
**Dear Applicant**  
Enter your registered email address to get the email verification link  
[REGISTER NOW](#) [LOGIN](#)

**Resend Verification Email**  
Email address  
[SEND](#)  
[Didn't receive verification email? Click Here](#)

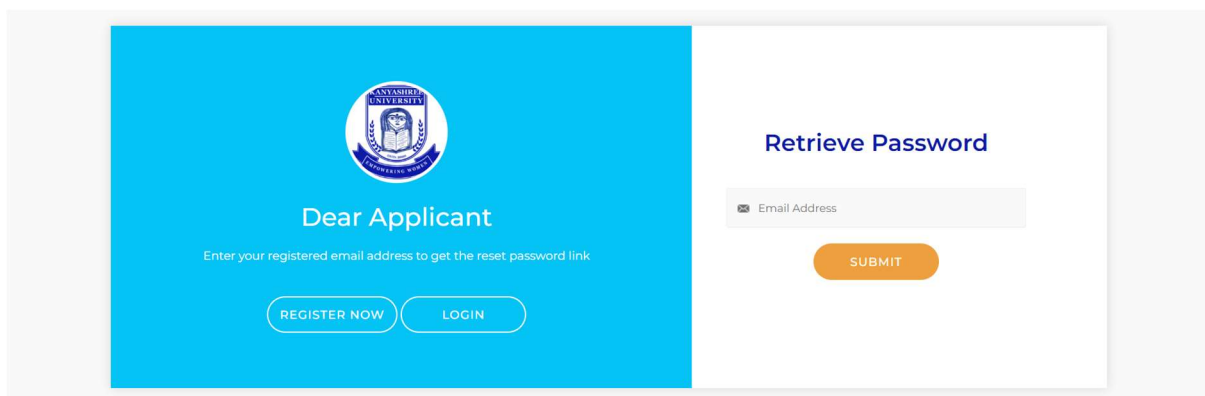
### ***Login (For Existing User/Verified User):***


Login after successful email verification and you will get the Online application form.

Click on the “**Download Help Document**” to see the step-by-step procedure for filling up the application form.

### ***Forgot Password (For Existing User):***

You can reset your password using your registered email ID.



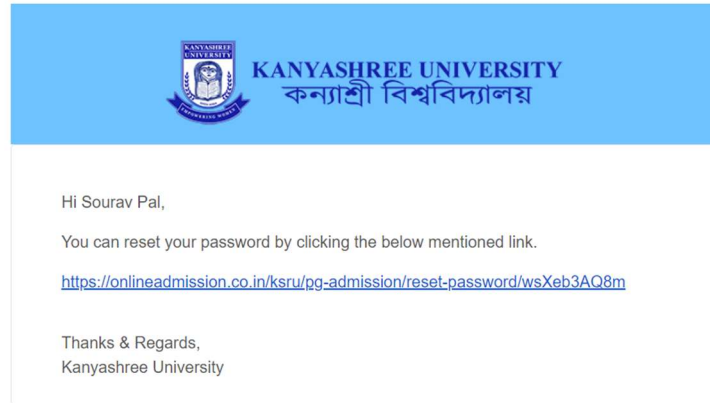
  
**Dear Applicant**  
Enter your registered email address to get the reset password link  
[REGISTER NOW](#) [LOGIN](#)

**Retrieve Password**  
Email Address  
[SUBMIT](#)


# Kanyashree University

## Step by Step Registration Procedure for PG Course Session 2023-25

You will get a link in your registered email id. Click on the link to reset your password.



Reset your password from here



The image shows a web form for resetting a password. The left side has a blue background with the university logo and the text "Dear Applicant" and "Enter a new password to reset your password". Below this are two buttons: "REGISTER NOW" and "LOGIN". The right side has a white background with the title "Reset Password" and two input fields: "New Password" and "Confirm New Password". Below these fields is an orange "SUBMIT" button.