

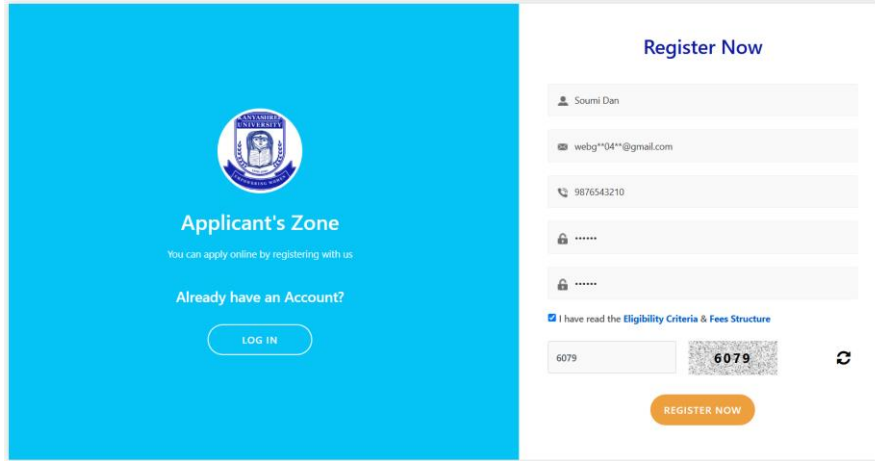
# Kanyashree University

## Step by Step Registration Procedure for PG Admission Session 2026-27

### Step by Step Procedure:

#### **Registration (For New Applicant):**

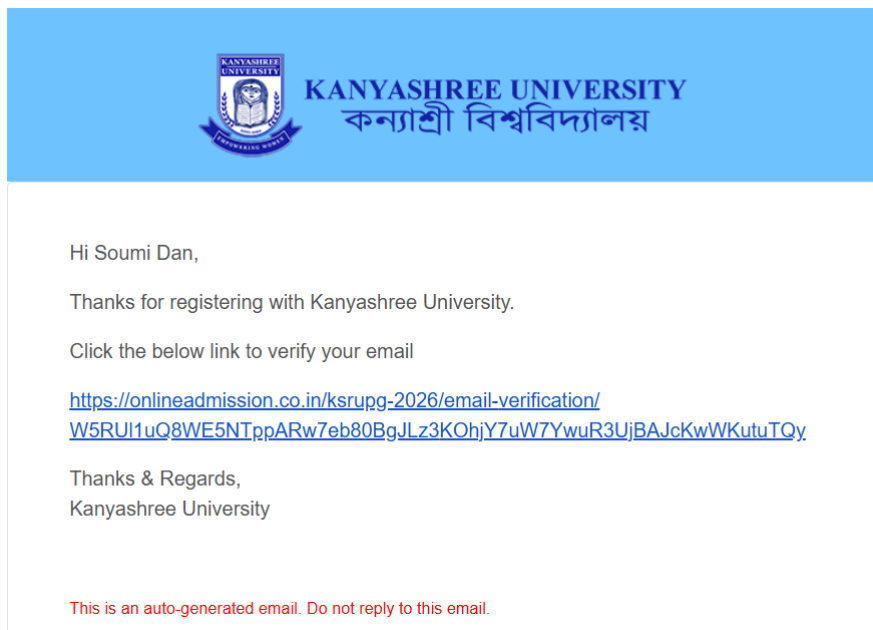
- Register with your Name, Valid Email & Mobile No. and Password.
- Check the box (read the Eligibility Criteria, Fees structure carefully)
- Enter the Captcha and Register Now.



- On successful Registration you will get a Notification in the admission portal (**We have sent an email verification link to your given email address. Please verify your email to proceed further. If you don't see the email, check your spam folder.**)

#### **Email Verification:**

- A verification email will be sent to your registered email id after successful registration.
- If you haven't received the email in your inbox, please check your spam box.

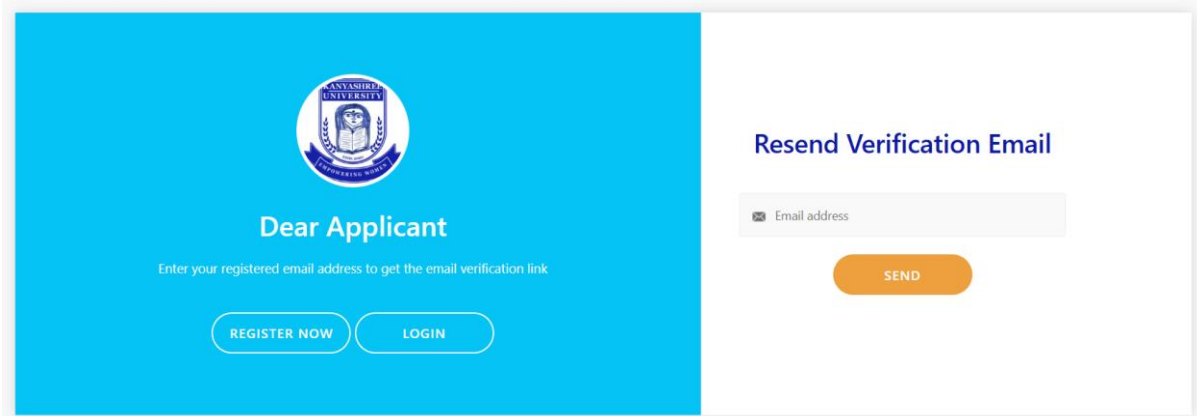


# Kanyashree University

## Step by Step Registration Procedure for PG Admission Session 2026-27


If you haven't received the email, go to **Login page** and resend the verification email using **"Didn't Receive verification email? Click Here"** option.

Enter your registered email address to get the verification link.



The screenshot shows a web interface for resending a verification email. On the left, a blue panel features the university logo, the text 'Dear Applicant', and instructions to enter a registered email address. It includes 'REGISTER NOW' and 'LOGIN' buttons. On the right, a white panel titled 'Resend Verification Email' contains an input field for the email address and a 'SEND' button.

After successful email verification, you will get an email with Login Credentials.



### ***Login (For Existing User/Verified User):***

Login after successful email verification & you will get the Online application form.


Click on the **"Download Help Document"** in the pop-up message to see the step-by-step procedure for filling up the application form.

# Kanyashree University


## Step by Step Registration Procedure for PG Admission Session 2026-27

### *Forgot Password (For Existing User):*


You can reset your password using your registered email ID.

 <b>Dear Applicant</b> Enter your registered email address to get the reset password link  <a href="#" style="background-color: white; color: #00aaff; border-radius: 15px; padding: 5px 15px; text-decoration: none;">REGISTER NOW</a> <a href="#" style="background-color: white; color: #00aaff; border-radius: 15px; padding: 5px 15px; text-decoration: none;">LOGIN</a>	<h3 style="text-align: center;">Retrieve Password</h3> <div style="border: 1px solid #ccc; padding: 5px; margin-bottom: 10px;"><input type="text" value="Email Address"/></div> <div style="text-align: center;"><a href="#" style="background-color: #00aaff; color: white; border-radius: 15px; padding: 10px 20px; text-decoration: none;">SUBMIT</a></div>
--	--

You will get a link in your registered email id. Click on the link to reset your password.



Reset your password from here

 <b>Dear Applicant</b> Enter a new password to reset your password  <a href="#" style="background-color: white; color: #00aaff; border-radius: 15px; padding: 5px 15px; text-decoration: none;">REGISTER NOW</a> <a href="#" style="background-color: white; color: #00aaff; border-radius: 15px; padding: 5px 15px; text-decoration: none;">LOGIN</a>	<h3 style="text-align: center;">Reset Password</h3> <div style="border: 1px solid #ccc; padding: 5px; margin-bottom: 10px;"><input type="password" value="....."/></div> <div style="border: 1px solid #ccc; padding: 5px; margin-bottom: 10px;"><input type="password" value="....."/></div> <div style="text-align: center;"><a href="#" style="background-color: #00aaff; color: white; border-radius: 15px; padding: 10px 20px; text-decoration: none;">SUBMIT</a></div>
---	--